

REP-REP-RAF8211S55-1100 Engine oil change (S55)

VIN: K320662

Vehicle: 4' / F82 / Coupe / M4 / S55 / EUR / left-hand drive /
MANUAL / 2014 / 6System version:
1.1.7Data version: 3.44

11 00 ...

**Engine oil
change (S55)****Special tools required:**

- 11 9 240

**Warning!****Risk of scalding!**

When carrying out repair work on the vehicle always wear oil- and heat-resistant protective gloves incl. forearm protection, face guard and protective apron.

**Important!**

Always change the engine oil at operating temperature.

Observe the exact engine oil filling capacity.

Overfilling the engine with engine oil will result in **engine damage**.

Important!**Risk of damage!**


Protect belt drive against dirt.

Cover with suitable materials.


**Recycling:**

Catch and dispose of drained engine oil in a suitable collecting vessel.

Observe country-specific waste disposal regulations.




Release oil filter cap (1).



Release oil filter cover with special tool 11 9 240.

Note:

Engine oil flows out of the oil filter housing and back into the oil sump.




Open oil drain plug (1) on oil sump.

Drain engine oil.

Installation note:

Replace oil drain plug (1).

Tightening torque [11 13 1AZ](#).




Remove the filter element (1) from the housing (3) and re-insert.

Installation note:

Replace filter element (1) and sealing ring (2).

Note:

Coat sealing rings (2) with engine oil.



Secure oil filter cover with special tool 11 9 240.

Tightening torque [11 42 1AZ](#).

Note:

Pour in [engine oil](#).

Check the oil filter cover and screw plug for the oil sump for leaks.

Assemble engine.



Checking oil level:

- Park vehicle on a horizontal surface
- Start the oil level measurement at the control display.

- Top up engine oil if necessary